



Reception Phonics



What is phonics?

- Children are taught to read by breaking down words into separate sounds or 'phonemes'. They are then taught how to blend these sounds together to read the whole word or segment a word into the individual sounds to write a word.

1 letter makes 1 sound - c h l o s



What is phonics?

- Children are taught to read by breaking down words into separate sounds or 'phonemes'. They are then taught how to blend these sounds together to read the whole word or segment a word into the individual sounds to write a word.

1 letter makes 1 sound - c h l o s

2 letters together make 1 sound - ch oo ar ea



What is phonics?

- Children are taught to read by breaking down words into separate sounds or 'phonemes'. They are then taught how to blend these sounds together to read the whole word or segment a word into the individual sounds to write a word.

1 letter makes 1 sound - c h l o s

2 letters together make 1 sound - ch oo ar ea

3 letters together make 1 sound - igh ear air

During your child's year in Reception they will be taught the following skills...


oral blending - hearing a series of spoken sounds and merging them together (b-u-s bus)

blending - recognising letter sounds in a written word and merging them together (m-a-p)

segmenting - identifying the individual sounds in a word and writing them in order

Letters and Sounds

- *Letters and Sounds* is a scheme from the government based on extensive research.
- It is taught in phases.
- It aims for all children to be
- fluent readers by the age of 7.



The 6 Phases

Phase 1 (ongoing)

To become familiar with rhyming words, alliteration and rhythm.



The 6 Phases

Phase 2 (6 weeks)

To introduce 19 sounds.

s	a	t	p	i	n
m	d	g	o	c	k
ck	e	u	r	h	b
f	ff	l	ll	ss	

The 6 Phases

By the end of the phase children should be able to read and spell words such as:

c-a-t w-e-l-l b-u-s c-l-o-ck

h-i-t g-o-t t-i-ck-e-t

p-i-ck h-u-ff r-a-g d-o-ll

The 6 Phases

Phase 3 (12 weeks)

To introduce 25 more sounds.

j	v	w	x	y	z zz
qu	ch	sh	th	th	ng
ai	ee	igh	oa	or	ar
oo	oo	oi	ur	ow	air
ear	ure	er			

The 6 Phases

By the end of this phase children should be able to read and spell words such as:

f-i-zz

th-i-n-k

b-oa-t

sh-u-t

b-oo-t

n-igh-t

d-ear

s-t-air

h-ar-d

b-l-ow

h-or-n

b-oi-l-t

The 6 Phases

Phase 4 (4 weeks)

To read and spell words with adjacent consonants and polysyllabic words.

s-t-r-i-n-g

s-p-u-n

p-l-a-n

sandpit

windmill

softest

The 6 Phases

Tricky words

During each phase, children are taught to recognise and read a range of 'tricky words'.


Phase 2	Phase 3	Phase 4
I	he	said
no	she	have
the	we	like
to	me	so
go	be	do
into	you	some
	are	come
	her	little
	was	one
	all	were
	they	there
	my	what
		when
		out

Phase 2

s	a	t	p	i	n
m	d	g	o	c	k
ck	e	u	r	h	b
f	ff	l	ll	ss	

Phase 2

I
no
the
to
go
into



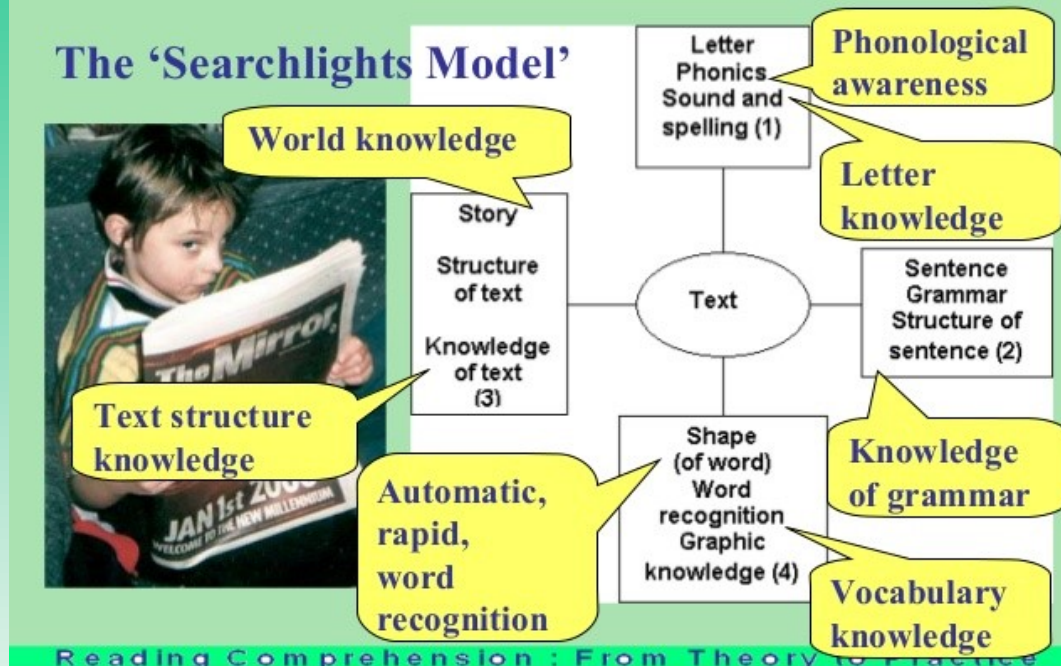
He dropped it politely,
then eagerly said
(As the witch pulled the hat
firmly down on her head),
“I am a dog, as keen as can be.
Is there room on the broom
for a dog like me?”



“Yes!” cried the witch,
and the dog clambered on.
The witch tapped the broomstick and
whoosh! they were gone.




How do children learn to read?



Decoding – reading the words

Comprehension – understanding what you read




Kipper got on the log.



Kipper is in the mud.

Bad luck.





The Crab Dragon



Floppy's Phonics

Fiction

The Crab Dragon

The children make a Crab Dragon from junk.

Focus phonics:

Initial blends

CCVC words (e.g. crab) :



Oxford
Level 4

Book Band 4 Blue

Letters and Sounds Phase 4



Floppy's Phonics
Fiction
Level 4
Pack A

The Crab Dragon
No Tricks, Gran!
The Lost Chimp
Painting the Loft
Green Planet Kids
Crunch!

OXFORD
UNIVERSITY PRESS

How to get in touch:

web www.oxfordprimary.co.uk
email schools.enquiries.uk@oup.com
tel. +44 (0) 1536 452610
fax +44 (0) 1865 313472

ISBN 978-0-19-848526-1




9 780198 485261

'This might be fun,' said Chip.
'Bring a dragon to the park.'



1

iff stuck thick, green hair on its back.



Questions?

